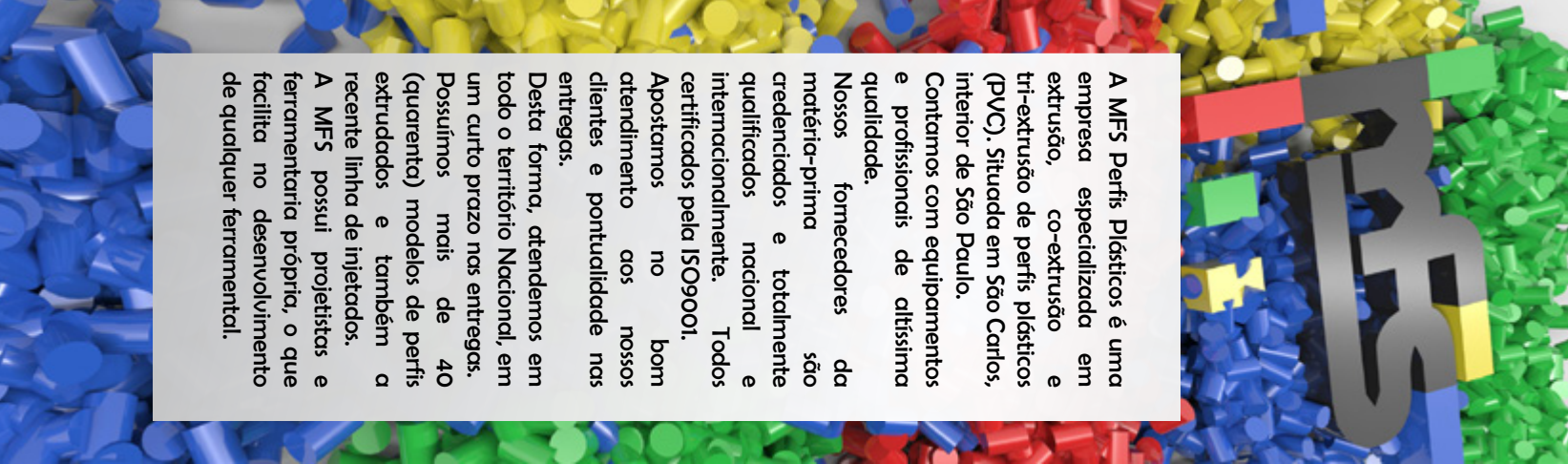


CATÁLOGO DE PRODUTOS





A MFS Perfis Plásticos é uma empresa especializada em extrusão, co-extrusão e tri-extrusão de perfis plásticos (PVC). Situada em São Carlos, interior de São Paulo.

Contamos com equipamentos e profissionais de altíssima qualidade.

Nossos fornecedores da matéria-prima são credenciados e totalmente qualificados nacional e internacionalmente. Todos certificados pela ISO9001.

Apostamos no bom atendimento aos nossos clientes e pontualidade nas entregas.

Desta forma, atendemos em todo o território Nacional, em um curto prazo nas entregas. Possuímos mais de 40 (quarenta) modelos de perfis extrudados e também a recente linha de injetados.

A MFS possui projetistas e ferramentaria própria, o que facilita no desenvolvimento de qualquer ferramental.

As cores existentes neste catálogo são ilustrativas, podendo haver variações nuances. Favor solicitar e confirmar a cor através de nosso colar de cores e/ou pantone.



VERMELHO 200 C



AMARELO 136 C



AZUL BIC 294 C



ROSA 1905 C



LARANJA 151 C



CINZA 429 C



VERDE FOLHA 3425 C



MARRROM 439 C



AZUL BEBÊ 298 C



PRETO



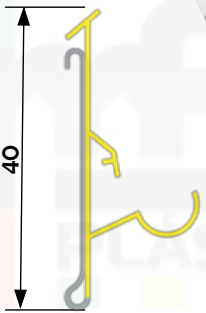
BRANCO 134



BRANCO PADRÃO


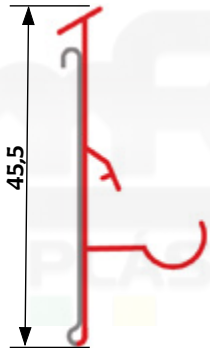
M1010

Perfil Co-extrudado
(Modelo Seral Antigo)




M1011

Perfil Co-extrudado
Mod. Seral N/V




M1020

Perfil Co-extrudado Chapado
C/ fita Dupla Face




M1021

Perfil co-extrudado
chapado s/ fita dupla face



M1023
Perfil co-extrudado
chapado 76mm S/ fita


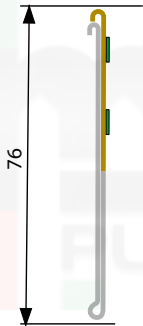


M1022

Perfil Co-extrudado
Chapado 76mm C/ 2 Fitas

M1024

Perfil Co-extrudado
Chapado/bicolor C/2 Fitas D.F




M1025



Perfil co-extrudado
chapado/bicolor S/ fita

M1026

**Perfil Co-extrudado Chapado
60mm C/ 2 Fitas D.F**


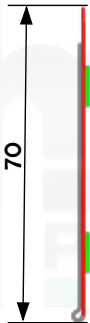


M1026-A
Perfil Co-extrudado
Chapado 60mm
S/ fita



M1028

Perfil Co-extrudado Chapado
C/ 2 Fitas Dupla Face




M1027

Perfil Co-extrudado
Chapado S/ fita dupla face





M1030

**Perfil Co-extrudado
(Modelo HMY - 2 Posições)**



M1031

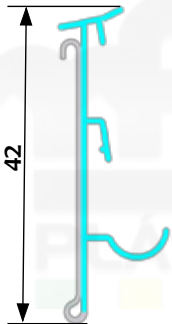
Perfil Tri-extrudado
(Modelo HMY - 2 Posições)






M1040

**Perfil Co-extrudado
(Modelo Eletrofrío)**



M1059


Perfil tri-extrudado
Modelos NSF/FF (menor)





Movimento

M1061




Movimento

48

Perfil Co-extrudado
(Modelos NSF / FASTFRIO)

M1062

Perfil Tri-extrudado
(Modelos NSF/FASTFRIO Maior)



Movimento



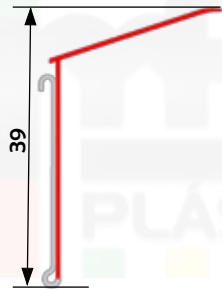


M1071

Perfil Co-extrudado
C/ fita dupla face
(Modelo Cantoneira)

M1070

Perfil Co-extrudado
S/ Fita Dupla Face
(Modelo Cantoneira)




M1073

Perfil Co-extrudado
42 C/ Fita D.F.
(Modelo Cantoneira)



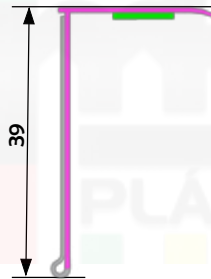
M1072
Perfil Co-extrudado
42 S/ Fita D.F.
(Modelo Cantoneira)



M1077
Perfil Co-extrudado
Cantoneira 90° S/ fita
dupla face


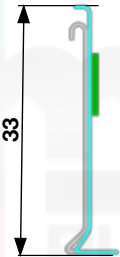
M1078

Perfil Co-extrudado
Cantoneira 90° C/ Fita
Dupla Face



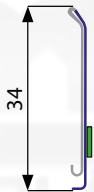
M1080

Perfil Co-extrudado C/ fita
Dupla Face
(Modelo WALLMART)



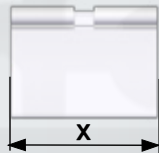
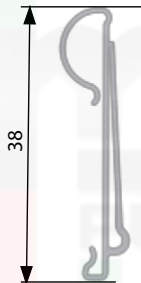
M1081

Perfi Co-extrudado menor
c/ fita D.F.



M1090


**Perfil Extrudado
(Modelo PEG HUCK)**



**M1091 - 50mm
M1092 - 75mm
M1093 - 90mm**


M1100

Perfil Co-extrudado
Chapado 76mm C/ 2 Fitas
(U.I.)



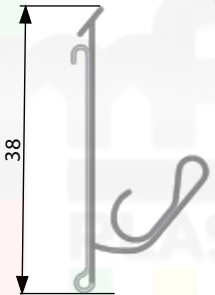
M1101

Perfil co-extrudado
chapado 76mm
c/ 2 fitas (U.I.)



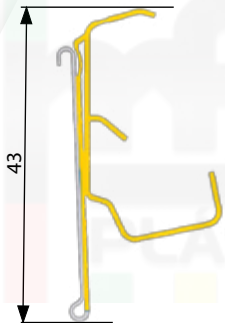
M1115

Perfil Co-extrudado
(Modelo WALLMART)



M1135

**Perfil Tri-extrudado
Basculante
(Modelos FASTFRIO / SÂ)**



Movimento



M1145

Perfil Tri-extrudado
(Modelo FERMARA)



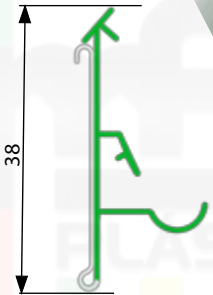
M1165

Perfil Co-extrudado (Modelos
HUSSMANN / FASTFRIO)



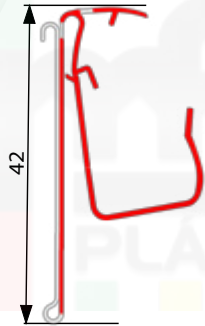
M1175

Perfil Co-extrudado
(Modelo ARIAN)



M1185

Perfil Tri-extrudado
Basculante
(Modelo HMY)


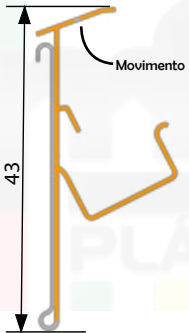


Movimento



M1187

Perfil Tri-extrudado 2 Posições
(Modelo FASTFRIO)



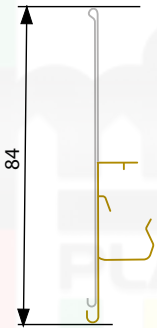
M1188

Porta Etiq tri-ext c/ anteparo
Modelo HMY



M1189

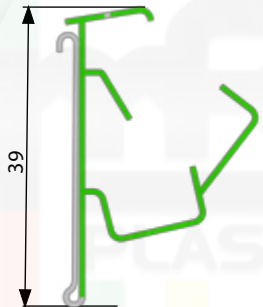
Porta Etidq tri-ext c/ anteparo
bicolor - Modelo HMY







M1195

Perfil Tri-extrudado 2 Posições
(Modelo FASTFRIO)



M1200


Perfil Co-extrudado
Chapado 88mm
C/ 2 Fitas D.F. (U.I.)




M1201

Perfil co-extrudado
chapado 88mm
s/ 2 fitas D.F. (U.I.)







M1499



Perfil Tri-extrudado 2 Posições
(Modelo NSF - Menor)

M1500

Perfil Tri-extrudado 2 Posições
(Modelo NSF)




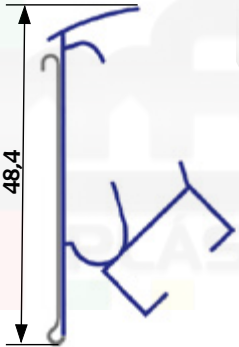
M1501


Perfil Tri-extrudado 2 Posições
Modelo NSF (Maior)



M1502

Perfil tri-extrudado 1 posição
Mod. NSF - com LED





M1510



**Perfil Tri-extrudado
(Mod. NSF 1 Posição)**

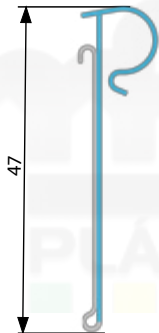
M1600

Perfil Extrudado Porta Cartaz
Tipo A



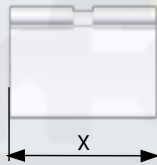
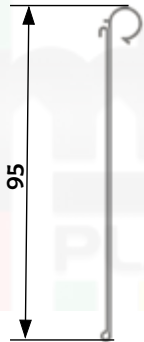
M2010

Perfil Co-extrudado
(Modelo ARNECG)



M2020

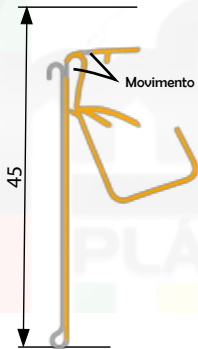
Perfil Extrudado (Modelo
Peg Board Grande 90mm)



M2020-D - 90mm

M2030

Perfil Tri-extrudado
Basculante
(Modelo ARIAN)

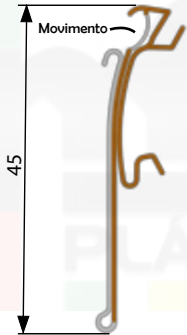


Movimento




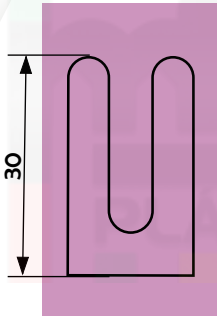
M2040

Perfil Tri-extrudado
Basculante
(Modelo SERAL)



M2050


**Perfil Extrudado
(Modelo Fita Cross /
Clip Strip)**



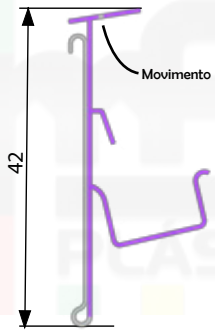
M2051

Perfil Extrudado
Fita de Contenção p/ Revistas







M2060

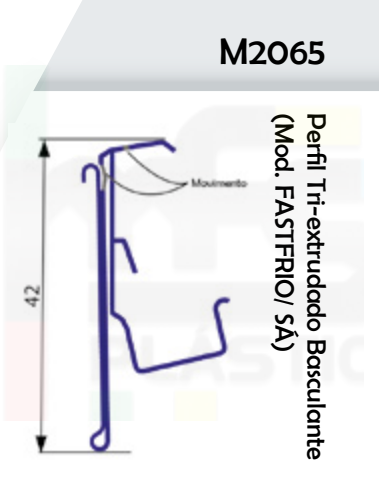


Perfil Tri-extrudado
(Modelos FASTFRIO / SÂ)

M2061

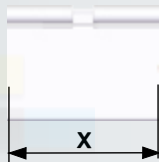
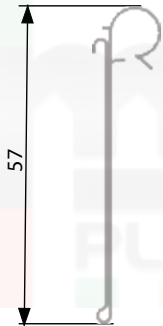
Perfil Co-extrudado
Encurvado
(Modelo SÁ)





M2070

Perfil Extrudado
(Modelo Peg Board c/ Trava)



- M2071 - 50mm
- M2072 - 65mm
- M2073 - 75mm
- M2074 - 90mm
- M2075 - 110mm




M2080

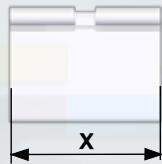
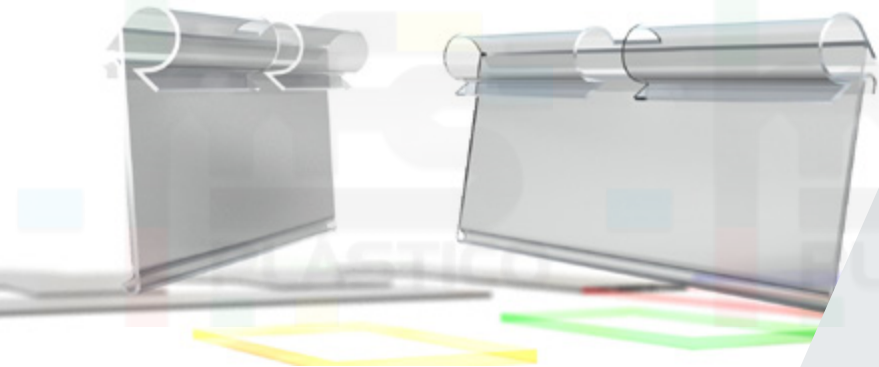
**Perfil Extrudado S / Visor Cristal
(Modelo SM / ITALFRIO)**



M2085

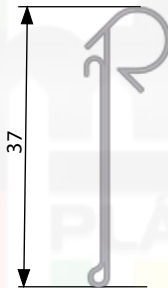
Perfil Co-extrudado C/ Visor
Cristal (Modelo SM / ITALFRIO)





- M2091 - 50mm
- M2092 - 65mm
- M2093 - 75mm
- M2094 - 90mm
- M2095 - 110mm


M2090



**Perfil Extrudado
(Modelo Peg Board Pequeno)**


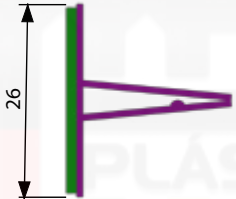
M2110

Perfil Co-extrudado C/ Fita D.F.
(Modelo Hiper Presília / Porta
Stopper)



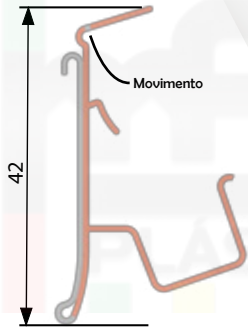
M2118

Porta Etiq ext presíla
Porta Stopper




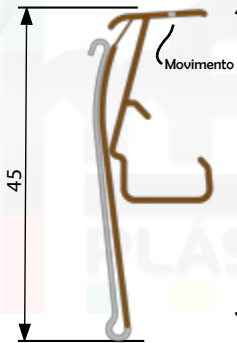
M2120

Perfil Tri-extrudado 1 Posição
(Modelo HMY)



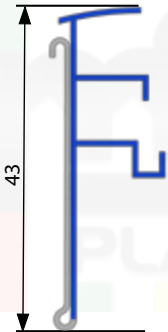
M2135

Perfil Tri-extrudado Basculante
(Modelos FREEART / SERAL)



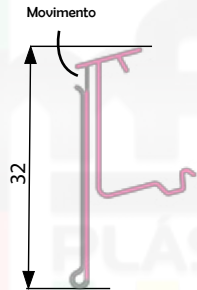
M2150

Perfil Co-extrudado
(Modelo LA FORTESA)



M2170

Perfil Tri-extrudado (Modelo
ELETRORFIO Refrigeração)

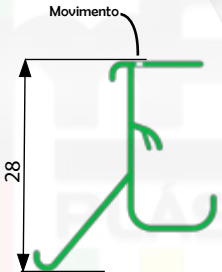


Movimento




M2190

Perfil Co-extrudado
S/ Visor Cristal
(Modelos GRADAM / LASA)



M2300

**Perfil Extrudado Canaleta
SIMPLES P/ Placas - PS**



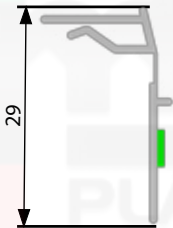
M2310

Perfil Extrudado Canaleta
Dupla P/ Placas - PS




M2400

Perfil Co-extrudado Basculante
C/ Fita D.F. (P/ Precificação)




M2401
Perfil Co-extrudado
basculante s/ fita D.F.
(p/ precificação)



M2450

**Perfil Extrudado p/ Aramados
(Modelo ARTOK)**

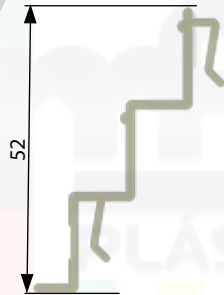




M3001
Perfil Extrudado
(Friso Corrediça
para vidros)



M3000



Perfil Extrudado
(Corrediça Para Vidros)


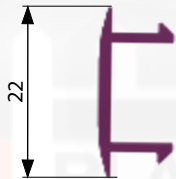
M3010

Perfil Tri-extrudado
1 Posição CRISTAL AÇO




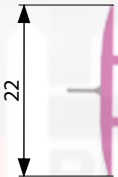
M3020


Perfil Extrudado
(Mod. NSF Batente)



M3021

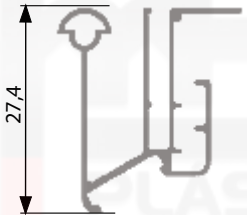
Perfil Co-extrudado
(Mod. NSF Gaxeta)





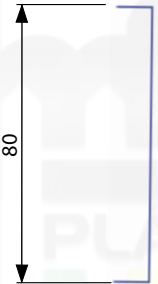
M3025

**Perfil Extrudado Suporte
(Modelo NSF)**



M3026

Perfil Extrudado Chapéu
Menor
(Modelo NSF)




M3027

Perfil Extrudado Chapéu
Maior
(Modelo NSF)



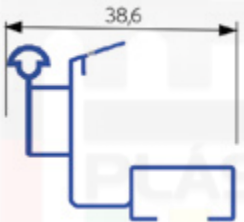
M3028

Perfil Extrudado
P/“Checkout” - Mod. NSF



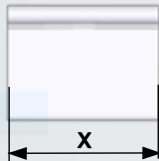
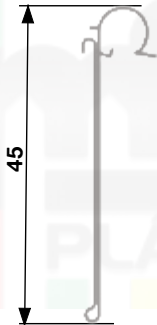
M3029

**Perfil Co-extrudado
Suporte Slin NSF C/ Led**



M3030

Perfil Extrudado
Mod Peg board NSF
c/ trava s/ estampo



M3031 - 50mm

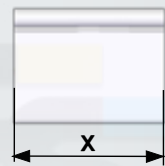
M3032 - 65mm

M3033 - 75mm

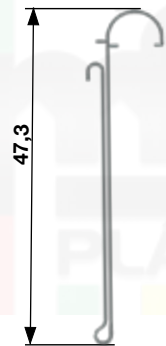
M3034 - 90mm

M3035 - 110mm





- M3041 - 50mm
- M3042 - 65mm
- M3043 - 75mm
- M3044 - 90mm
- M3045 - 110mm


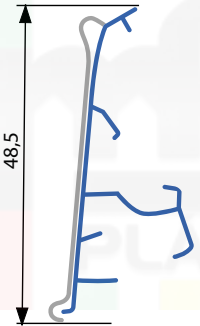


M3040

Perfil Extrudado
Mod Peg Board NSF
Slin 2018 s/ estampo

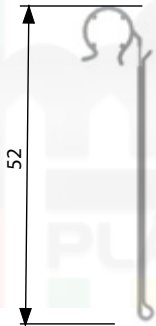
M3050

**Perfil Co-extrudado
Refrig Led Mod Eletrofrío**



M3060

Perfil Co-extrudado
Mod Peg Board basculante
Maior 45 c/ estampo

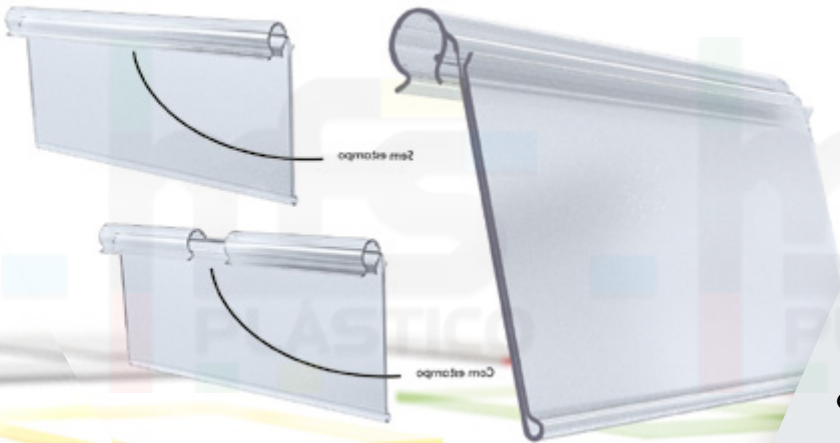


Sem estampo

- M3061 - 50mm
- M3062 - 65mm
- M3063 - 75mm
- M3064 - 90mm
- M3065 - 110mm


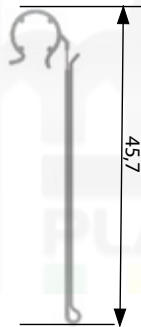
Com estampo

- M3061A - 50mm
- M3062A - 65mm
- M3063A - 75mm
- M3064A - 90mm
- M3065A - 110mm



M3070

Perfil Co-extrudado
Mod Peg Board basculante
Menor 40 c/ estampo



M3071 - 50mm

M3072 - 65mm

M3073 - 75mm

M3074 - 90mm

M3075 - 110mm

M3071A - 50mm

M3072A - 65mm


M3073A - 75mm

M3074A - 90mm

M3075A - 110mm

Sem estampo

Com estampo



Sem estampo


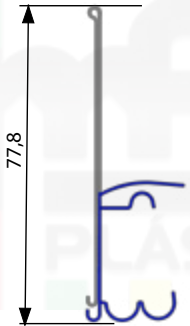


Com estampo



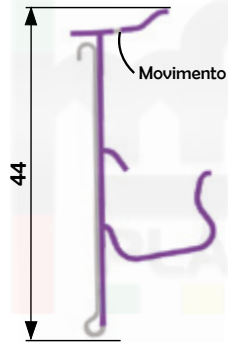
M3090

Porta Etiq tri-ext c/ anteparo
Modelo NSF




M4000

Perfil Tri-extrudado
Modelo IMF

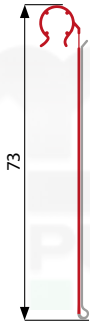


Movimento



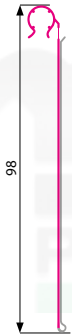
M4020

**Perfil Extrudado
Modelo Peg Board 63
Basculante**




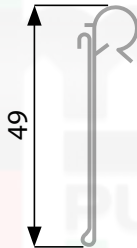
M4030

**Perfil Extrudado
Modelo Peg Board 86
Basculante**



M4040

Perfil extrudado
Peg board 45 menor

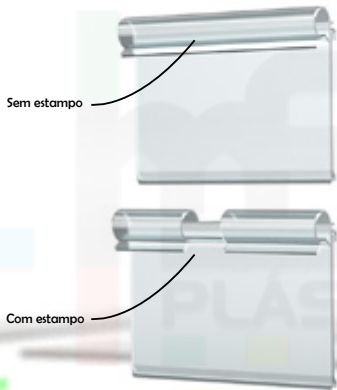


Sem estampo

- M4041 - 50mm
- M4042 - 65mm
- M4043 - 75mm
- M4044 - 90mm
- M4045 - 110mm

Com estampo

- M4041A - 50mm
- M4042A - 65mm
- M4043A - 75mm
- M4044A - 90mm
- M4045A - 110mm





Rua Santa Gertrudes, 335 | Vila Izabel
CEP: 13570-800 | São Carlos | SP

www.mfsperfis.com.br

(16) 3366-1881

contato@mfsperfis.com.br